



MARYLAND CHILD CARE  
RESOURCE NETWORK

CHILD CARE DEMOGRAPHICS • 2024

## Prince George's County Report

*The Maryland Child Care Resource Network and Maryland Family Network, Inc. are co-publishers of this Prince George's County Report for the Network's Maryland Child Care Demographics Report series. The series includes reports for the State, for each of Maryland's 23 counties and the City of Baltimore.*



MARYLAND  
FAMILY  
NETWORK

### Frequently Requested Child Care Information

Prince George's County is located to the East of Washington, D.C. and is bordered by Montgomery, Anne Arundel, Calber, and Charles Counties. It is approximately 487 square miles in size. It has a population of approximately 958,000 people, making it 2nd in county population count in the state.

Prince George's County's economy includes the technology and hospitality industries. Of the approximately 479,000 civilian employees, the county employs approximately 312,000 people via 17,000 businesses. Approximately 70% are in the private sector, with the largest concentrations in trade, transportation, and utilities and professional and business services. The rest are in local government (13%), state government (7%) and federal government (10%).

Major employers include University System of Maryland, Joint Base Andrews Naval Air Facility Washington, IRS, U.S. Census Bureau, WMATA, NASA, UPS, Prince George's Community College, MGM National Harbor, and Gaylord National Resort-Convention Center.

Approximately 35% of Prince George's County residents have a Bachelor's degree or higher. For public schools, Prince George's County has approximately 120 elementary schools, 37 middle or combined schools, 24 high schools, and 9 charter schools<sup>1</sup>. Total public school enrollment is 131,000 students. The county is home to Bowie State University, Capitol Technology University, University of Maryland, College Park, University of Maryland Global Campus (four-year) and Prince George's Community College (two-year)<sup>2</sup>.

### Child Population 2022

Age Group	Number in age group
0-2 years	35,984
3-4 years	24,327
5 years	11,603
6-8 years	33,716
9-11 years	36,823
<b>Total Children in Households Aged 0-11</b>	<b>142,453</b>

Source: US Bureau of the Census, American Community Survey 2022

### Child Care Costs as Compared to Other Major Household Expenses

The estimated current median family income in Prince George's is \$115,235<sup>6</sup>. A family of four that included a couple and two children ages 0-23 months and 2-4 years can be expected to have the following yearly household expenses:

Expense	Cost	% of Income
Child Care		
Infant <sup>1</sup>	\$13,196.04	
Preschooler <sup>2</sup>	\$12,744.68	
Food <sup>3</sup>	\$ 2,946.00	3%
Housing <sup>4</sup>	\$28,236.00	25%
Taxes <sup>5</sup>	\$27,415.00	24%
<b>Total</b>	<b>\$84,537.72</b>	<b>73%</b>

<sup>1</sup> Average cost of full-time care in a family child care home (LOCATE, 2023).

<sup>2</sup> Average cost of full-time care in a child care center (LOCATE, 2023). <sup>3</sup> National average cost of food at home based on a moderate cost plan (Cost of Food at Home Estimated for Food Plans at Four Cost Level, July 2023), U.S. Average, United States Department of Agriculture). <sup>4</sup> Based on U.S. Bureau of the Census 2020 median selected owner costs with a mortgage; included mortgage, taxes, insurance and utilities. <sup>5</sup> State and local taxes per Comptroller of Maryland (2023), Medicare and FICA taxes per moneychimp.com (2023). Taxes do not reflect Earned Income Credit. <sup>6</sup> Current income as shown in the Geolytics Report dated July 2023. This data cannot be compared to previous data.

### Average Weekly Cost of Full-time Child Care

Prince George's	Family Child Care Programs	Child Care Centers
0-23 Months	\$271.13	\$356.42
2-4 Years	\$229.26	\$251.36
5 years <sup>1</sup>	\$209.55	\$233.93
School Age Full <sup>2</sup>	\$195.00	\$209.84
School Age B/A <sup>3</sup>	\$142.12	\$171.44

Source: MFN/LOCATE: Child Care, 6/23.

<sup>1</sup> Average cost of full time care for a 5 year old. Defined as child being in full time child care or being in kindergarten and out-of-school child care, i.e., holidays, school closures and summers. <sup>2</sup> Average cost of full time care for a 6+ school age child (out-of-school child care, i.e., holidays, school closures and summers). <sup>3</sup> Average cost of before and after school child care.

<sup>1</sup> Maryland Public School Enrollment by Race/Ethnicity and Gender and Number of Schools, 2022-2023

<sup>2</sup> Brief Economic Facts, Maryland Department of Commerce, 2022

### Population Information

#### Child Population<sup>1</sup>

	2011		2022	
	Prince George's	Maryland	Prince George's	Maryland
0-2 years	35,038	215,677	35,984	205,809
3-4 years	24,182	149,276	24,327	152,669
5 years	11,263	73,189	11,603	72,489
6-8 years	31,633	216,607	33,716	224,287
9-11 years	33,006	224,348	36,823	231,904
Total	135,122	879,097	142,453	887,158

Source: US Bureau of the Census, American Community Survey 2011, 2022

#### Female Population (selected ages)

Age Group	2011	2022
Aged 20-24	33,002	31,005
Aged 25-29	32,645	33,551
Aged 30-34	31,399	34,048
Total Aged 20-34	97,046	98,604

Source: US Bureau of the Census, American Community Survey 2011, 2022

#### Work Force Information

##### Total Population Ages 16+ in Work Force

	Prince George's	Maryland
<b>2022</b>		
Females	267,285	1,618,655
Males	272,973	1,713,303
<b>2011</b>		
Females	282,327	1,706,926
Males	272,804	1,772,418
<b>Change</b>		
Females	-5.3%	-5.2%
Males	0.1%	-3.3%

Source: US Bureau of the Census, American Community Survey 2011, 2022

\* Does not include the population Not in the Labor Force

#### Females Aged 16+ with Children Under 18

Age Group	2011	2022	Change
Total Children Under 6 years old	67,236	67,835	0.9%
Children Under 6 with all custodial parents working	53,314	52,077	-2.3%
Total Children 6-17 years old	127,927	128,828	0.7%
Children 6-17 with all custodial parents working	108,978	103,073	-5.4%

Source: US Bureau of the Census, American Community Survey 2011, 2022

#### Total Population

	Prince George's	Maryland
2022	957,189	6,161,707
2021	957,767	6,148,545
2011	858,539	5,736,545
2000	801,515	5,296,486
1990	728,553	4,780,753
1980	665,071	4,216,975

Source: US Bureau of the Census, 1980, 1990, 2000; American Community Survey 2011, 2022

#### Male Population (selected ages)

Age Group	2011	2022
Aged 20-24	34,756	31,386
Aged 25-29	32,282	33,595
Aged 30-34	28,857	34,296
Total Aged 20-34	95,895	99,277

Source: US Bureau of the Census, American Community Survey 2011, 2022

#### Households

	2011	2022
Total household population	836,521	938,952
Total number of households	302,091	341,057
Average household size	2.77	2.75

Source: US Bureau of the Census, American Community Survey 2011, 2022

#### Females Aged 16+ with Children Under 18

Age Group	2011	2022	Change
Females (16+) with children under 18	94,283	77,966	-17.3%
Females (16+) with children under 18, in the workforce	73,981	64,699	-12.5%

Source: US Bureau of the Census, American Community Survey 2011, 2022

### Census Information

#### Families and Poverty

	2011	% in Poverty	2022	% in Poverty	% Change
All Families	199,493		218,838		9.7%
Families Below Poverty Level	10,589	5.3%	13,462	6.2%	27.1%
All Families with Children Under 5	40,890		39,774		-2.7%
All Families w Children Under 5 Below Poverty Level	3,944	9.6%	4,294	10.8%	8.9%
All Families w Children Under 18	109,031		104,048		-4.6%
All Families w Children Under 18 Below Poverty Level	8,223	7.5%	10,137	9.7%	23.3%

Source: US Bureau of the Census, American Community Survey 2011, 2022

#### Children and Poverty

	2011	% in Poverty	2022	% in Poverty	% Change
Total Related Children Under 18	203,943		205,833		0.9%
Total Children Under 18 Below Poverty Level	19,905	9.8%	26,979	13.1%	35.5%
Total Children Under 5 Below Poverty Level	6,271	10.8%	6,839	11.7%	9.1%
Children 5-17 Below Poverty Level	13,634	9.3%	20,140	13.7%	47.7%

Source: US Bureau of the Census, American Community Survey 2011, 2022

#### Educational Attainment for Adults over 25 Years

	Prince George's	% of Adults	Maryland	% of Adults
Total Adults Aged 25 or More	656,203		4,260,095	
High School Graduate or Higher	571,817	87.1%	3,876,178	91.0%
Bachelors Degree or Higher	233,832	35.6%	1,798,746	42.2%

Source: US Bureau of the Census, American Community Survey 2011, 2022

#### Families

Prince George's	2011	2022	% Change
Total Families	199,493	218,838	9.7%
Total # of All Families with Related Childrend Under Age 6*	37,951	37,708	-0.6%
Total # of All Families with Related Childrend Under Age 18	94,283	87,906	-6.8%

Maryland	2011	2022	% Change
Total Families	1,428,101	1,525,066	6.8%
Total # of All Families with Related Childrend Under Age 6*	269,284	262,824	-2.4%
Total # of All Families with Related Childrend Under Age 18	656,740	643,101	-2.1%

Source: US Bureau of the Census, American Community Survey 2011, 2022

\*Includes Families with children under 6 AND Families with children under 6 and aged 6-17

### Income, Unemployment and Housing Information

#### Annual Wage Rate Information

Public School Teacher Salary (Prince George's County) <sup>1</sup>	85,565
Public Teacher Salary Average MD <sup>1</sup>	\$79,420
Non Public School Teacher Salary Average (National) <sup>2</sup>	\$67,201
Family Child Care Provider (County) <sup>3</sup>	\$42,645
Child Care Center Director (County) <sup>3</sup>	\$41,239
Center Senior Staff /Teacher(County) <sup>3</sup>	\$23,579
Center Aide (Count) <sup>3</sup>	\$15,929

1. Average Teacher Salary MSDE Sept 2023
2. National Association of Independent Schools (NAIS) 2022- 2023 Year
3. MFN's 2022 Statewide Survey of Family Child Care Providers and Child Care Centers.

#### Family Income

##### Median Family Income

Prince George's	\$115,235
Maryland	\$120,081

Source: US Bureau of the Census, American Community Survey 2022

##### Median Household Income<sup>1</sup>:

Prince George's	\$97,935
Maryland	\$98,461

#### Income Distribution Percent Households

	Prince George's	Maryland
Under \$25,000	10.1%	11.6%
\$25,000-\$49,999	12.5%	13.2%
\$50,000-\$74,999	14.8%	13.6%
\$75,000 +	62.7%	61.6%
Total Households	341,057	2,318,124

Source: US Bureau of the Census, American Community Survey 2022  
NOTE: Percentages may not total 100% because of rounding

#### Housing Information

	Prince George's	%	Maryland	%
Owner-Occupied housing	212,888	62.4%	1,564,056	67.5%
Renter-Occupied housing	128,169	37.6%	754,068	32.5%
Mean Value of Owner-Occupied Housing	\$380,500		\$380,500	
Median Selected Monthly Owner Costs with a Mortgage	\$2,353		\$2,245	
Median Gross Residential Monthly Rent	\$1,713		\$1,598	

Source: US Bureau of the Census, American Community Survey 2022

#### Unemployment Rate

	Prince George's	Maryland
2001	4.4%	4.0%
2002	4.5%	3.9%
2003	4.5%	4.1%
2004	4.3%	3.9%
2005	4.4%	3.9%
2006	4.0%	3.7%
2007	3.9%	3.6%
2008	4.8%	4.5%
2009	7.3%	7.1%
2010	7.4%	7.3%
2011	7.3%	7.2%
2012	6.6%	6.5%
2013	6.4%	6.2%
2014	5.9%	5.6%
2015	5.1%	5.0%
2016	4.7%	4.5%
2017	4.2%	4.3%
2018	4.7%	4.5%
2019	4.1%	3.9%
2020	9.9%	8.3%
2021	8.3%	6.7%
2022	4.6%	3.7%
2023	1.7%	1.7%

MD Department of Labor Local Area Unemployment Statistics (LAUS) June 2023.

### Supply of Regulated Early Childhood Programs and Education

#### Children's Programs by Type with Capacity/ Enrollment

	# of Programs	Capacity <sup>1</sup>
Family Child Care Providers	634	5,022
*OCC Licensed Group Programs	385	23,189
8-12 Hour Child Care Centers	244	17,045
Infant/Toddler	130	994
Part-Day	27	N/A
Before/after School (School & Center-Based)	288	18,194
Employer-Sponsored Centers	7	416
Nursery Schools	37	N/A
Public Kindergarten	103	N/A
**Head Start	16	315
***Early Head Start	1	150
***Public Pre-Kindergarten Sites	103	N/A
Total Infant/Toddler	616	1,362

#### Education

##### Public and Private Schools (Elementary and Middle)

	Public	Private*
Elementary Schools	120	4
Middle Schools	24	1
Combined	13	45

##### Elementary School Enrollment

	Public	Private*
Pre-Kindergarten	4,824	154
Kindergarten	9,284	786
Grades 1 - 6	57,590	4,184
Total	71,698	5,124

Source: MSDE, 2022-23 school year. Enrollment figures are for September 30, 2022. \*Self reported data from Maryland Nonpublic Schools as reported to MSDE. \*\*Self reported data from Maryland Nonpublic Schools as reported to MSDE.

<sup>1</sup>Some providers may still be closed due to COVID 19 considerations.

\*Note: Numbers do not total because facilities may have more than one type of program. Unless otherwise indicated, all programs are privately funded.

\*\* Federally funded programs which include Head Start, Early Head Start and Home-based Head Start.

\*\*\*State funded.

Source: MFN/LOCATE Child Care, 6/23; Maryland State Department of Education; Department of Health and Mental Hygiene.

### Supply of Child Care

#### Supply of Family Child Care

City	# of Providers	Number Providing Services to			Mean Weekly Cost of Care		
		Infant	Pre-school	School-Age	Infants	Pre-school	B/A School
ACCOKEEK	13	12	12	8	237.19	197.88	117.86
ADELPHI	5	5	5	5	224.00	194.17	92.50
BELTSVILLE	14	14	14	12	253.60	208.28	130.00
BERWYN HEIGHTS	6	6	6	5	237.50	183.61	111.67
BOWIE	83	75	73	62	253.99	210.53	118.04
BRANDYWINE	10	8	8	7	262.50	217.14	100.00
BRENTWOOD	1	0	0	0	N/A	N/A	N/A
BROCK HALL	1	1	1	1	N/A	N/A	N/A
CAMP SPRINGS	1	1	1	1	185.00	165.00	100.00
CAPITOL HEIGHTS	34	30	31	30	208.43	174.73	110.00
CHELTENHAM	4	3	3	2	267.50	227.86	180.00
CHEVERLY	1	1	1	1	200.00	185.00	95.00
CLINTON	41	38	41	33	220.14	183.94	103.08
COLLEGE PARK	8	6	8	6	278.00	220.36	118.75
DISTRICT HEIGHTS	20	17	17	14	219.19	177.62	107.14
FORESTVILLE	7	6	7	6	211.25	188.93	122.00
FORT WASHINGTON	36	33	36	28	230.50	193.57	122.62
GLENARDEN	5	4	4	4	211.00	177.00	96.67
GLENN DALE	5	5	5	5	191.00	166.00	122.00
GREENBELT	8	8	7	6	237.50	184.81	92.00
HYATTSVILLE	38	36	35	33	229.97	195.32	108.75
LANDOVER	10	10	10	10	217.12	182.31	120.00
LANDOVER HILLS	3	3	2	2	200.00	173.33	95.00
LANHAM	35	34	34	31	249.11	211.55	126.43
LARGO	2	1	2	2	235.00	180.00	85.00
LAUREL	53	48	46	38	248.85	204.25	131.26
MARLOW HEIGHTS	1	1	1	0	160.00	150.00	#VALUE!
MITCHELLVILLE	12	12	12	10	228.75	195.89	115.00
MORNINGSIDE	1	1	1	1	250.00	195.00	125.00
MOUNT RAINIER	4	4	4	4	312.50	267.50	156.67
NEW CARROLLTON	6	6	4	4	211.50	176.00	120.00
OXON HILL	11	9	9	8	221.67	190.17	133.13
RIVERDALE	10	10	10	8	254.00	225.00	157.50
SEAT PLEASANT	4	4	4	4	255.00	190.00	123.75
SILVER SPRING	3	3	3	1	193.75	161.43	N/A
SPRINGDALE	4	4	4	4	201.67	192.08	110.00
SUITLAND	22	20	22	20	238.06	184.87	123.54
TEMPLE HILLS	30	29	30	26	212.67	173.91	115.68
UPPER MARLBORO	82	77	80	68	239.57	202.85	123.14

NOTE: Only selected cities/communities in Prince George's County are represented. The number of providers caring for the different age groups does not equal the total number of providers in each city because some providers may care for more than one age group and/or complete information may not be available. "B/A School" is care provided before and/or after school.

Source: MFN/LOCATE: Child Care, 6/23.

### Supply of Child Care

#### Supply of Full-Day Center Care

City	# of Providers	Number Providing Services to			Mean Weekly Cost of Care		
		Infant	Pre-school	School-Age	Infants	Pre-school	B/A School
ACCOKEEK	2	1	2	2	350.00	228.13	195.00
ADELPHI	3	2	3	3	278.75	230.00	130.00
BELTSVILLE	7	5	7	6	360.70	255.56	197.80
BLADENSBURG	2	2	2	1	175.00	145.00	100.00
BOWIE	23	15	20	9	346.56	251.67	182.00
BRANDYWINE	3	2	3	3	256.25	177.19	101.25
BRENTWOOD	1	1	1	1	220.00	167.50	110.00
CAMP SPRINGS	6	2	6	2	232.13	165.97	125.00
CAPITOL HEIGHTS	11	7	11	9	255.71	180.48	112.50
CHEVERLY	4	1	3	2	300.00	225.00	115.00
CLINTON	11	3	10	8	275.00	186.14	145.00
COLLEGE PARK	10	5	10	5	404.98	253.07	162.50
DISTRICT HEIGHTS	7	3	6	5	242.50	193.25	157.00
FORESTVILLE	2	2	2	2	262.50	207.50	167.50
FORT WASHINGTON	13	7	13	12	299.43	211.10	138.40
FORT WASHNGTON	1	0	0	0	N/A	N/A	N/A
GLENARDEN	1	0	1	1	N/A	262.50	125.00
GLENN DALE	3	1	3	2	380.00	259.96	N/A
GREENBELT	6	1	6	2	362.00	251.25	149.00
HYATTSVILLE	16	11	16	10	328.60	222.65	125.00
LANDOVER	15	6	13	8	264.83	197.69	143.57
LANDOVER HILLS	3	1	3	2	189.00	248.67	N/A
LANHAM	10	8	10	5	337.93	243.42	163.43
LARGO	3	2	2	2	341.67	241.25	177.50
LAUREL	21	10	19	11	335.95	245.62	146.55
MITCHELLVILLE	4	2	4	2	306.67	268.83	184.00
MOUNT RAINIER	1	0	1	1	N/A	225.00	125.00
NEW CARROLLTON	1	0	1	1	N/A	235.00	150.00
OXON HILL	6	2	4	3	256.03	185.31	117.50
RIVERDALE	5	3	5	1	368.33	223.65	85.00
SEABROOK	1	0	1	1	N/A	196.25	100.00
SPRINGDALE	1	0	1	1	230.00	168.75	125.00
SUITLAND	9	5	9	5	341.80	205.59	86.67
TEMPLE HILLS	16	7	15	14	256.81	180.29	127.69
UPPER MARLBORO	16	6	14	13	303.33	208.00	131.25

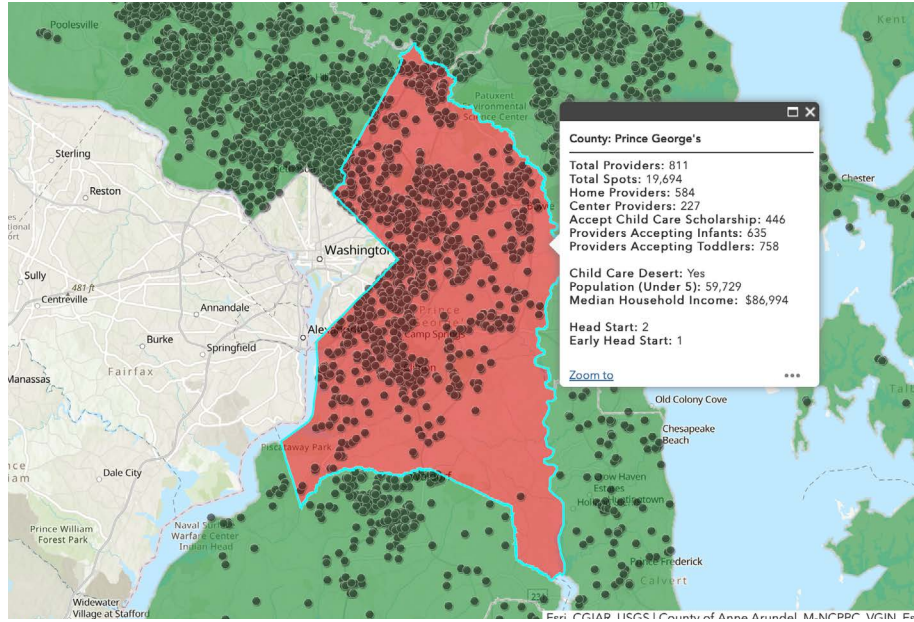
NOTE: Only selected cities/communities in Prince George's County are represented. The number of providers caring for the different age groups does not equal the total number of providers in each city because some providers may care for more than one age group and/or complete information may not be available. "B/A School" is care provided before and/or after school.

Source: MFN/LOCATE: Child Care, 6/23.



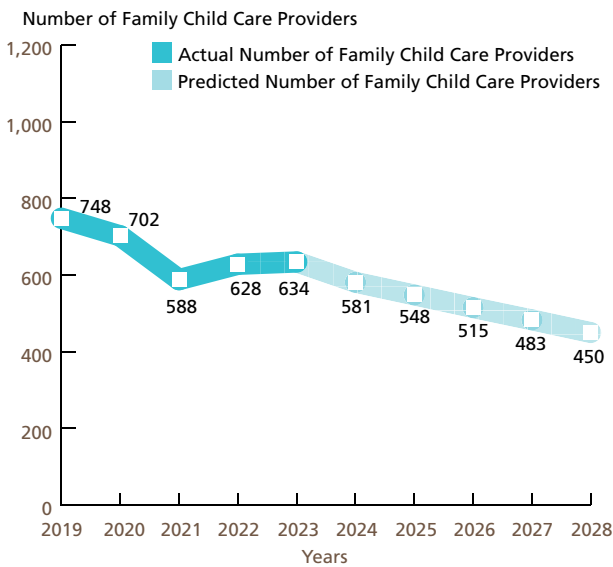
### Supply of Regulated Early Childhood Programs and Education

Maryland Family Network and Upfront partnered to create a [real-time map](#) of Maryland's child care landscape to identify deserts by county, legislative, and congressional districts.

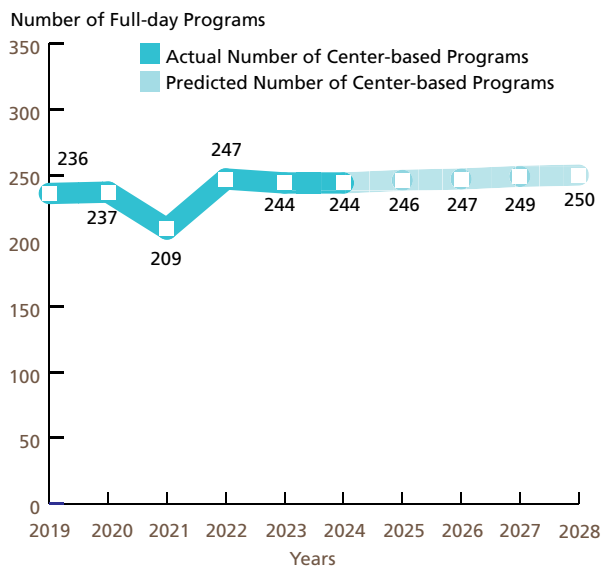


### Past and Anticipated Growth Patterns for Family/Center Providers

Family Child Care Providers in Prince George's 2019-2028



Center-based Programs in Prince George's 2019-2028 Full-day (8 to 12 hours)

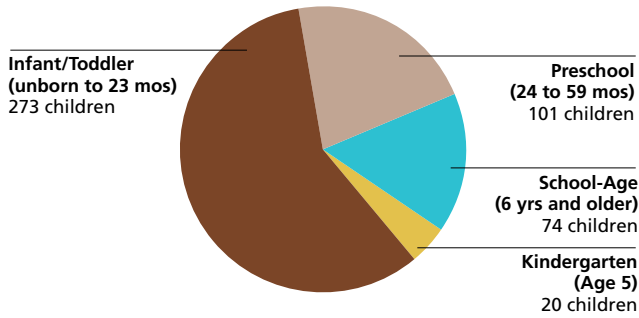


These predictions were generated with the use of the Multiple Regression Analysis and Forecasting template. The predictions generated by the Model do not reflect the effects of current changes to social programs affecting child care.  
Source: MFN/LOCATE: Child Care, 6/23.

### Demand for Child Care

#### Children Served by Age

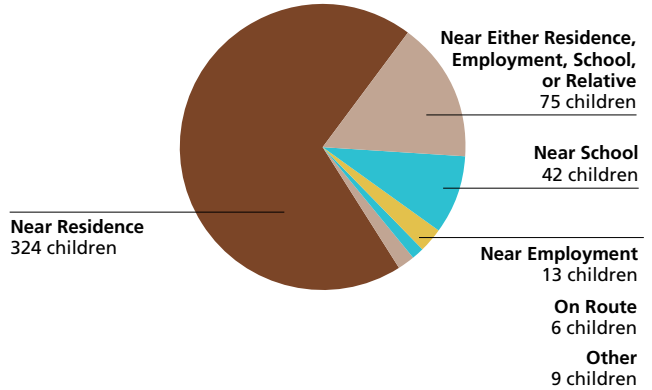
N=468



Source: LOCATE: Child Care at Maryland Family Network, Baltimore (7/1/22-6/30/23).

#### Children Served by Locational Preferences for Care

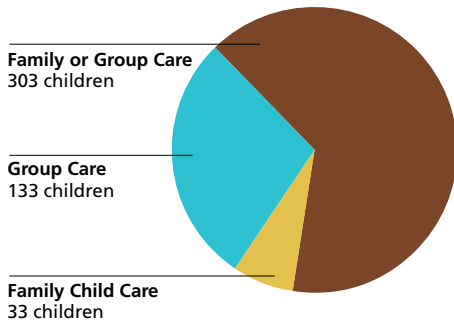
N=469



Source: LOCATE: Child Care at Maryland Family Network, Baltimore (7/1/22-6/30/23).

#### Children Served by Type of Care Preferred

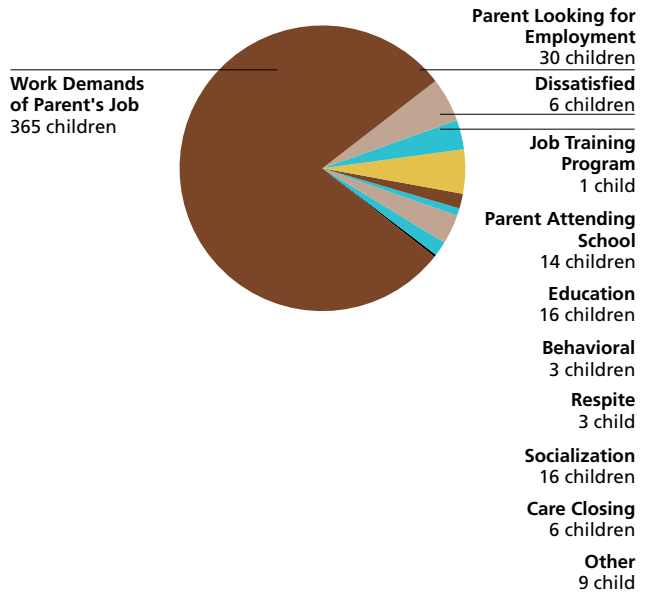
N=469



Source: LOCATE: Child Care at Maryland Family Network, Baltimore (7/1/22-6/30/23).

#### Reason Child Care is Needed

N=469



Source: LOCATE: Child Care at Maryland Family Network, Baltimore (7/1/22-6/30/23).

### Demand for Child Care

**Number of Children Served by LOCATE: Child Care**  
469 children (7/1/22-6/30/23)

**Full-time or Part-time Care Needs of Children Served** N=469

Full-time: 361 children

Part-time: 92 children

Other\*: 16 children

\* Includes requests for sick, backup and temporary care.  
Note: Percentages may not total 100% because of rounding.

Source: LOCATE: Child Care at Maryland Family Network, Baltimore (7/1/22-6/30/23).

### Child Care Scholarship Program (CCS)\*

**LOCATE Calls received from parents with children eligible for Child Care Scholarship**  
119 (25% of all calls)

**LOCATE Calls received from parents with children receiving Child Care Scholarship**  
177 (38% of all calls)

Source: LOCATE: Child Care at Maryland Family Network, Baltimore (7/1/22-6/30/23).  
\* Formerly Child Care Subsidy Program

### Major Factors Important to Parents Who Found Child Care in Prince George's

Factor	Count
Proximity	10
Program	10
Environment	9
Caregiver	9
Vacancy	9
Cost	7
Hours	4
Transportation	1

Source: LOCATE: Child Care at Maryland Family Network, Baltimore (7/1/22-6/30/23).

### Supply of Child Care

#### Child Care Scholarship Program (CCS)\*

**Family Child Care Providers willing to care for CCS children in Prince George's**  
302 (48% of total family child care providers)

**Child Care Centers willing to care for CCS children in Prince George's County**  
173 (71% of total child care centers)

Source: LOCATE: Child Care at Maryland Family Network Baltimore, June 2022.  
\* Formerly Child Care Subsidy Program

**Prince George's FY23 Allocation (estimated)**  
\$22,241,084 = 2,749 full-time children enrolled

Source: Maryland State Department of Education, Office of Child Care.

#### Special Needs Child Care

**Family providers who serve/have served children with special needs<sup>1</sup>**  
197 (31% of total family child care providers in Prince George's)

**Centers who serve/have served children with special needs**  
130 (53% of total child care centers in Prince George's)

Source: LOCATE: Child Care at Maryland Family Network, Baltimore (7/1/22-6/30/23).

<sup>1</sup>In 2023, LOCATE: Child Care changed the method of tracking providers with Special Needs Experience. Providers now are able to indicate experience with individual special needs. In 2024 and future years, this number will increase as we identify those providers. This number cannot be compared to earlier Demographics.

### Definitions

**The American Community Survey (ACS):** is an ongoing survey that provides vital information on a yearly basis about our nation and its people. Information from the survey generates data that help inform how trillions of dollars in federal funds are distributed each year. (Census.gov)

**Before/After-School Care:** School-Age child care offers care to children enrolled in Kindergarten or above. Care is provided before and/or after school and during school holidays/vacations. Programs are licensed by the Office of Child Care. Programs may operate from a school building or other licensed facility.

**Census of Population and Housing:** There are two versions of the Census questionnaire: a short form which asks a limited number of population and housing questions of all households, and a long form questionnaire which asks additional social and economic questions of a sample of all households. The user should note that data obtained from a sample are subject to sampling variability, and that there are limitations to many of these data.

**Child Care:** The care or supervision of a child when the child's parent has given the child's care over to another for some portion of a 24-hour-day as a supplement to the parent's primary care of the child. (OCC)

**Child Care Center:** Child care provided in a facility that, for part or all of the day, provides care to children in the absence of the parent. Centers are licensed by the Office of Child Care.

**Child Care Scholarship Program (CCS)\*:** Provides financial assistance to eligible families in securing care for their children in registered family child care homes or licensed child care centers while parents/guardians are attending school, working, or in job training.

**Children with Special Needs:** Children who, because of a disability or other special educational, developmental, physical, emotional, behavioral, or medical condition, require additional care, or whose activities are restricted by a certain condition. (OCC)

**Current Median Family Income:** Current, median family income is from the American Community Survey 2022.

**Current Population Estimates:** Current Population Estimates are based on the American Community Survey 2022.

**Educational Attainment:** The highest level of school completed or the highest degree received. Educational attainment figures were used for persons over 25 years of age. (U.S. Bureau of the Census)

**Employer-Sponsored Centers:** A child care center located on-site or off-site which is sponsored by a corporation, business, or other employer. Employees are given priority for enrollment slots.

**Family Child Care:** The care given to a child younger than 13 years old or to a developmentally disabled person younger than 21 years old, in place of parental care for less than 24 hours a day, in a residence other than the child's residence and for which the provider is paid. Regulations allow a family child care provider to care for as many as eight children at any time. (OCC)

**Family Household Income:** Family includes a householder and one or more persons living in the same household who are related to the householder by birth, marriage, or adoption. A household can contain only one family for purposes of census tabulations. (U.S. Bureau of the Census)

**Head Start:** Project Head Start provides comprehensive developmental services for children from low-income families. Head Start is comprised of four components including Education, Health, Parent Involvement, and Social Services. Head Start Centers serve children from age 3 to school entry age from income eligible families.

**Infant/Toddler:** In the State of Maryland, "infant" means a child under 18 months old. "Toddler" means a child 18 months old or older but younger than 2 years old. (OCC) MFN reports "infant" as a child birth through 23 months of age.

**Kindergarten:** An instructional program for children who are 5 years old by September 1st of each academic year. Programs may be operated by a private or public school. Kindergarten is the year of school which precedes entrance to first grade.

**Nursery Schools:** An instructional program approved or exempted by the Maryland State Department of Education for children who are two through four years old. The maximum length of the program is 6 hours per day, however most operate only a few hours per day and may meet only two or three times per week for a nine month period.

**Owner Costs with Mortgage (Selected Monthly):** The sum of payments for mortgages, deeds of trust, contracts to purchase, or similar debts on the property; real estate taxes; fire hazard, and flood insurance on the property; utilities; and fuels. It also includes, where appropriate, the monthly condominium fees or mobile home costs. A housing unit is owner-occupied if the owner or co-owner lives in the unit even if it is mortgaged or not fully paid for. (U.S. Bureau of the Census)

### Definitions, cont.

**Part Day:** A program regulated by OCC with an educational focus for children one or two years before entering kindergarten. These programs are usually 2-3 hrs/day, 2-3 days/week, nine months/year.

**Pre-Kindergarten:** These are publicly funded pre-kindergarten programs for eligible 4-year-old children administered by local boards of education or qualified vendors. The programs have the overall goal of providing learning experiences to help children develop and maintain school readiness skills necessary for successful school performance. Local school systems shall enroll all 4-year-old applicants from economically disadvantaged or homeless families.

**Poverty Level:** The poverty guideline for a family of four persons was \$30,000 in 2022. (U.S. Department of Health and Human Services, Jan 2021)

**Renter Occupied Gross Monthly Rent:** Monthly contract rent plus the estimated average monthly cost of utilities and fuels, if these are paid by the renter. All occupied housing units which are not owner-occupied, whether they are rented for cash rent or occupied without payment of cash rent, are classified as renter-occupied. (U.S. Bureau of the Census)

**Unemployment Rate:** Civilians 16 years old and over are classified unemployed if they (1) were neither "at work" nor "with a job but not at work" during the reference week, and (2) were looking for work during the last four weeks, and (3) were available to accept a job. Also included were civilians who did not work at all during the reference week and were waiting to be called back to a job from which they had been laid off. (U.S. Bureau of the Census)

The Maryland Child Care Resource Network is a public/private partnership designed to expand and improve child care delivery in Maryland. Maryland Family Network manages the Network and operates as its Statewide Coordinating Entity. Funding for this publication was made available by Maryland Family Network, the Maryland State Department of Education, and Maryland's business community.

For more information regarding the Child Care Demographic Reports, contact:

**Maryland Family Network**

1800 Washington Blvd, Ste 445  
Baltimore, Maryland 21230-2344  
tel 410.659.7701 fax 410.783.0814  
[www.marylandfamilynetwork.org](http://www.marylandfamilynetwork.org)

For information regarding technical assistance and training for the child care community, contact:

**Child Resource Connect**

9475 Lottsford Road, Suite 202  
Largo, MD 20774  
tel 301.772.8420

*This publication was produced as a work for hire for the benefit of, and with funds from, the Maryland State Department of Education.*

©2024 Maryland State Department of Education

©2024 Maryland Family Network



**MARYLAND CHILD CARE  
RESOURCE NETWORK**

The Maryland Child Care Resource Network is a public/private partnership designed to expand and improve child care delivery in Maryland. Maryland Family Network manages the Network and operates as its Statewide Coordinating Entity.



This publication was produced as a work for hire for the benefit of, and with funds from, the Maryland State Department of Education.  
Content revised January 2024



**MARYLAND  
FAMILY  
NETWORK**

1800 WASHINGTON BLVD, STE 445  
BALTIMORE, MARYLAND 21230-2344  
TEL 410.659.7701 FAX 410.783.0814

[marylandfamilynetwork.org](http://marylandfamilynetwork.org)